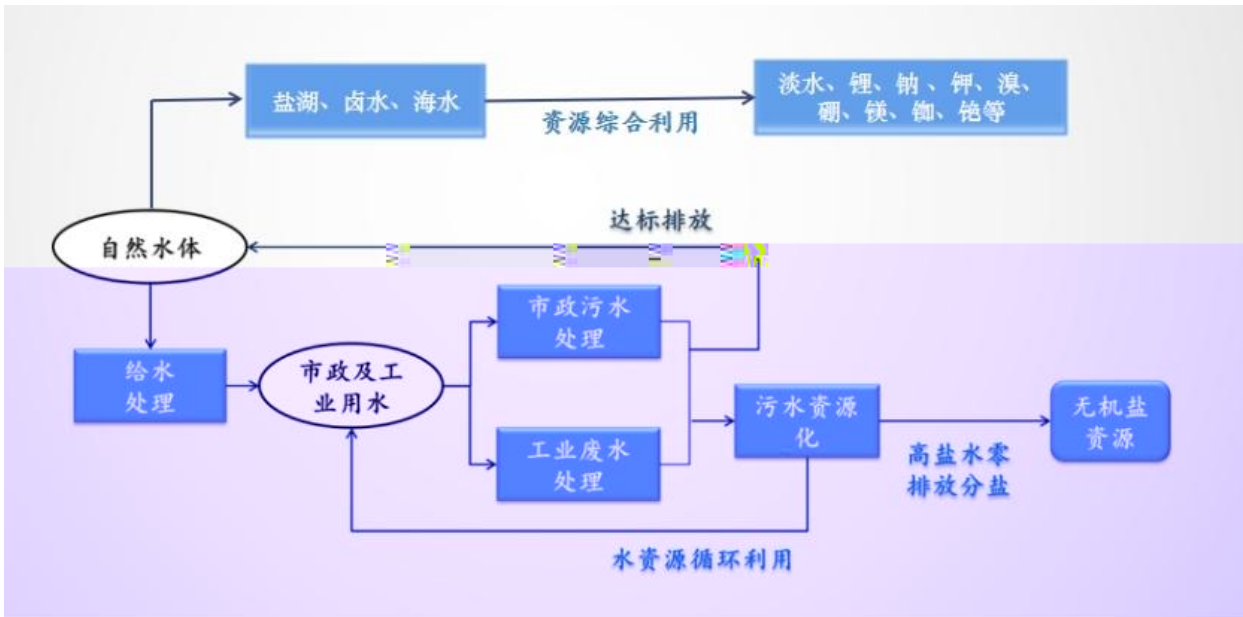




.....	2
.....	7
.....	11
.....	38
.....	56
.....	59
.....	114
.....	123
.....	124
.....	125

	- -		
	- -		



” “

”

“

” “

” “

”



Section 1										
ID	Project Details						Status		Location	
	Name	Code	Start Date		End Date		Phase	Progress	Region	District
			Month	Year	Month	Year				
Section 2										
ID	Project Details						Status		Location	
	Name	Code	Start Date		End Date		Phase	Progress	Region	District
			Month	Year	Month	Year				
Section 3										
ID	Project Details						Status		Location	
	Name	Code	Start Date		End Date		Phase	Progress	Region	District
			Month	Year	Month	Year				
Section 4										
ID	Project Details						Status		Location	
	Name	Code	Start Date		End Date		Phase	Progress	Region	District
			Month	Year	Month	Year				

--	--	--	--	--




å



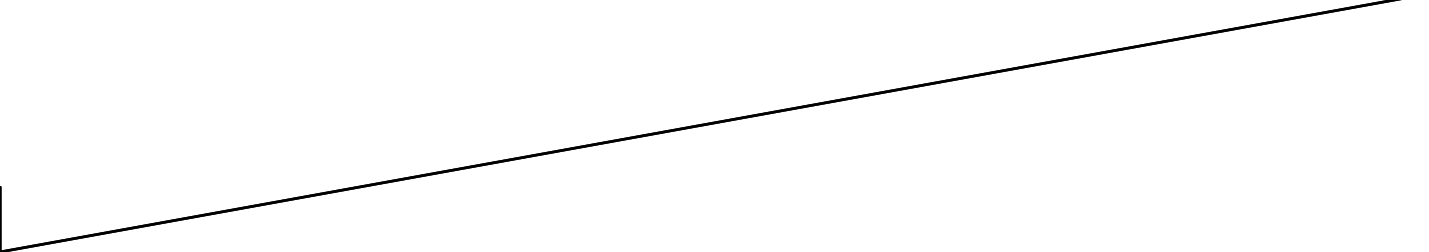



“ ”





у ю






--	--	--	--	--	--	--

--	--	--	--	--	--	--



--	--	--	--	--	--	--

--	--	--	--	--	--	--





--	--	--	--	--	--	--

--	--	--	--	--	--	--

--	--	--	--	--	--	--

--	--	--	--	--	--	--

--	--	--	--	--	--	--

--	--	--	--	--	--	--

--	--	--	--	--	--	--

--	--	--	--	--	--	--

--	--	--	--	--	--	--

--	--	--	--	--	--	--

--	--	--	--	--	--	--

--	--	--	--	--	--	--

--	--	--	--	--	--	--

--	--	--	--	--	--	--

--	--	--	--	--	--	--

--	--	--	--	--	--	--

--	--	--	--	--	--	--



[Redacted]

[Redacted]







	-

•

•

•

[2023] ZG11085

•

•

•

•

2022 12 31

2022

2022 12 31

2022

63,553.88 75.75%	1 2 3 4 5
(1

98,462.89

20,489.70

2,072.90

103.64


(

2

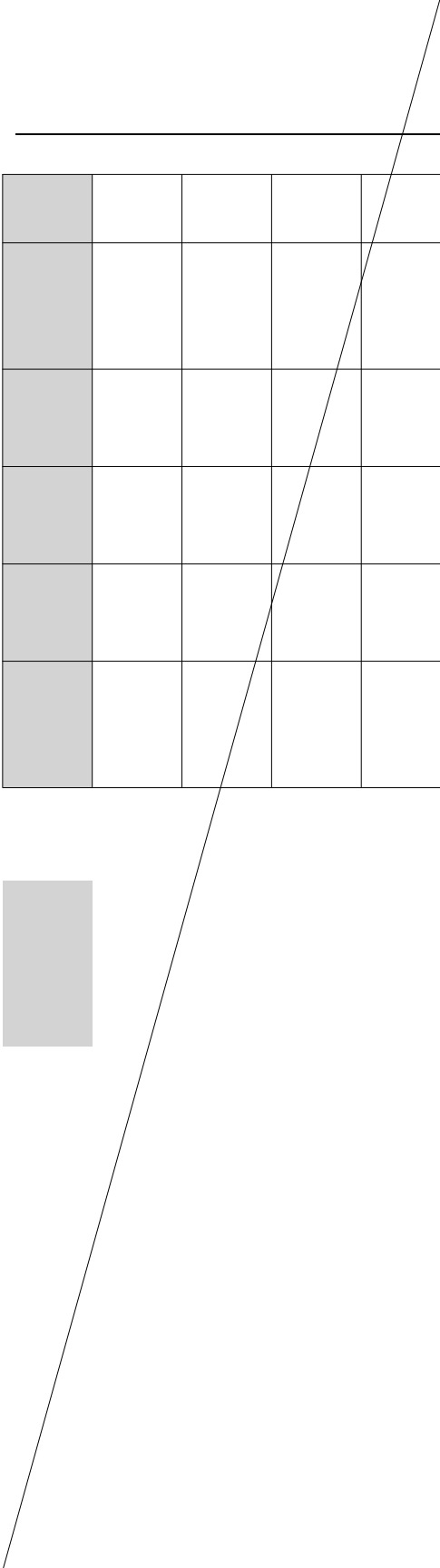
3

4

5







	48,689.62	8,788.73	39,900.89
	36,788.73	2018 1 3	
[2018]	ZG10003		
2021 6 15			
[2021]	2061	4,087.64	40,876.37 2021
7 28		[2021]	ZG11742
2021 8 4		N77	2021 10 13

2

3

1

By De/Ct x Ä ÄIn

6

1

2

1

2

.

12

30

1

2

3

	5%

	5%
BOT PPP	

4

1 1	5.00
1 2	10.00
2 3	30.00
3 4	100.00
4 5	100.00
5	100.00

1

2

1

2

1

2



1

2

3

3

1

	50		0%	
	10		0%	
	10 30		0%	

(1)

(2)

(3)

(4)

(5)

		5-10
		10



1

/

/

2

1

2

3

1
EP

EPC

2

3

4

1

2



1

2

()

()

()

•

•

1

•

•

•

•

2

-
-
-
-
-

-

-

3

12

4

-
- -

5

1

2



-
-

-

-

3

-

-

1

2

1

2

3



1

15

2021 12 30

15

2021 35

15

15

2022 1 1

2022 1 1

15

2022 1 1

2022 1 1

2

2022 5 19
2022 13

2022 6 30
2022 6 30

2022 1 1

3

16

2022 11 30
16

16

2022 31

16

2022 1 1

2022 1 1
2022 1 1

16

2022 1 1

2022

1 1
2022 1 1

1

1 2011 11 21

GR201111000832 2020 10 21

GR202011003584 3

15%

2020 12 2

GR202011005852 GR202011005053

3

15%

2

2021 8

100

2021 1 1

12.5%

2022 12 31

20%

2022 13 2022 1 1 2024 12 31 100
300 50% 20%

3

[2009]166

2018 1 1

2019 1 1

2022 1 1

4

2018 99

2018 1 1 2020 12 31 75%
175%

--	--	--	--

	81,436,314.21	243,462,617.48	250,256,090.43		74,642,841.26	
	81,436,314.21	243,462,617.48	250,256,090.43		74,642,841.26	

	115,040,014.51
	115,040,014.51

		(%)
	3,564,473.48	7.87
	3,307,510.34	7.31
	3,300,000.00	7.29
	3,000,000.00	6.63
	2,436,000.00	5.38
	15,607,983.82	34.48

		%		%		%		%	
	1,441,492.3 2	10.36	1,441,492.3 2	100.0 0		1,441,492.3 2	22.05	1,441,492.3 2	100.0 0

	236,353.97	236,353.97	100.00	
	205,138.35	205,138.35	100.00	
	1,441,492.32	1,441,492.32		

			%
	12,474,000.43	1,769,579.31	14.19
	12,474,000.43	1,769,579.31	



00

%

%

NA

—

10%

--	--	--



[Redacted]

[Redacted]





--	--	--	--





--	--	--	--	--



--	--	--	--	--	--

--	--	--	--	--

--	--	--

-

--	--	--